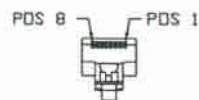
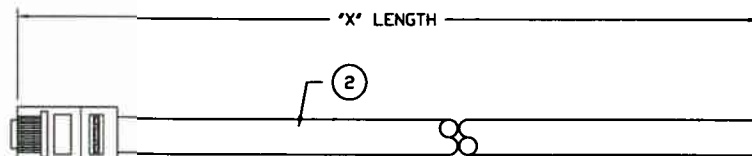
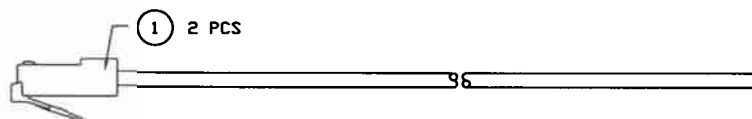


THESE DRAWINGS AND SPECIFICATIONS ARE THE SOLE PROPERTY OF I/O INTERCONNECT INC., U.S.A. AND SHALL NOT BE REPRODUCED, COPIED, OR USED IN ANY MANNER WITHOUT THE PRIOR WRITTEN CONSENT OF I/O INTERCONNECT INC. OR ITS AFFILIATED SUBSIDIARIES.

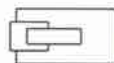
DWG. NO.	ZONE	REV.	DESCRIPTION	DATE	APPROVED
XXB-521-D		C	ECN C285	09/17/01	K.C.
		D	ADD NOTE & CHANGE P/N TO ROHS COMPLIANT PER ECN D831	04/21/05	M.G.



P1



OPEN END



WIRE DIAGRAM

P1	OPEN END
1	GRAY
2	ORANGE
3	BLACK
4	RED
5	GREEN
6	YELLOW
7	BLUE
8	BROWN

NOTES: UNLESS OTHERWISE SPECIFIED.

- CABLE TO BE BUNDLED AND TWIST TIED.
- TEST CABLE FOR ALL OPENS & SHORTS.
- PACKAGE CABLE ASSEMBLY INDIVIDUALLY IN PLASTIC BAG. PACKAGE INDIVIDUAL BAG PER LOT NUMBER QUANTITIES.
- MARK OUTSIDE OF SHIPPING BOX WITH CUSTOMER PART NUMBER.
- PLACE BAR CODE LABEL ON THE OUTSIDE OF EACH SHIPPING BOX LABEL DETAIL SEE DWG 090-990-001.
- ALL MATERIAL SHOULD BE ROHS COMPLIANT.

T.B.D.	GLF-488-258-521-D	25.0 FT ± 4.0 IN 7.62 M ± 101.6 MM
H3882-14-ND	GLF-488-148-521-D	14.0 FT ± 3.0 IN 4.27 M ± 76.2 MM
H3882-07-ND	GLF-488-078-521-D	7.0 FT ± 2.0 IN 2.13 M ± 50.8 MM
PART NUMBER DIGI-KEY	PART NUMBER I/O INTERCONNECT	LENGTH *X*
THIRD ANGLE PROJECTION 	I/O INTERCONNECT SANTA ANA, CALIFORNIA	
UNLESS OTHERWISE NOTED 1) DIMENSIONS ARE IN INCHES (MILLIMETER) 2) TOLERANCES: XXX ± 0.25 (6.35)	DR. BY: JERRY SUI 04/21/05 DR. CHECKED: NO.: ENGINEER: CUST./SALES: DPA:	TITLE: 8P8P MODULAR TO OPEN END BLACK, CABLE ASSEMBLY P/N: H3882-XX-ND PART NO.: GLF-488-XXB-521-D DWG NO.: GLF-488-XXB-521-D CUSTOMER: DIGI-KEY SCALE: NONE SHEET 1 OF 1

ITEM	QTY	MFG.	I/OI PART NO.	DESCRIPTION
2	*X*	I/OI	GLF-120-810-010	MODULAR CABLE, 26 AWG (7/34) BARE COPPER, 8 CONDUCTOR, UNSHIELDED, BLACK PVC. ROHS COMPLIANT.
1	1 PC	I/OI	GLF-325-881-50X	CONNECTOR, MODULAR PLUG, 8 POSITION, 8 CONDUCTOR, 50w' Au, FLAT TYPE EXIT. ROHS COMPLIANT.

CABLE ASSEMBLY PARTS LIST